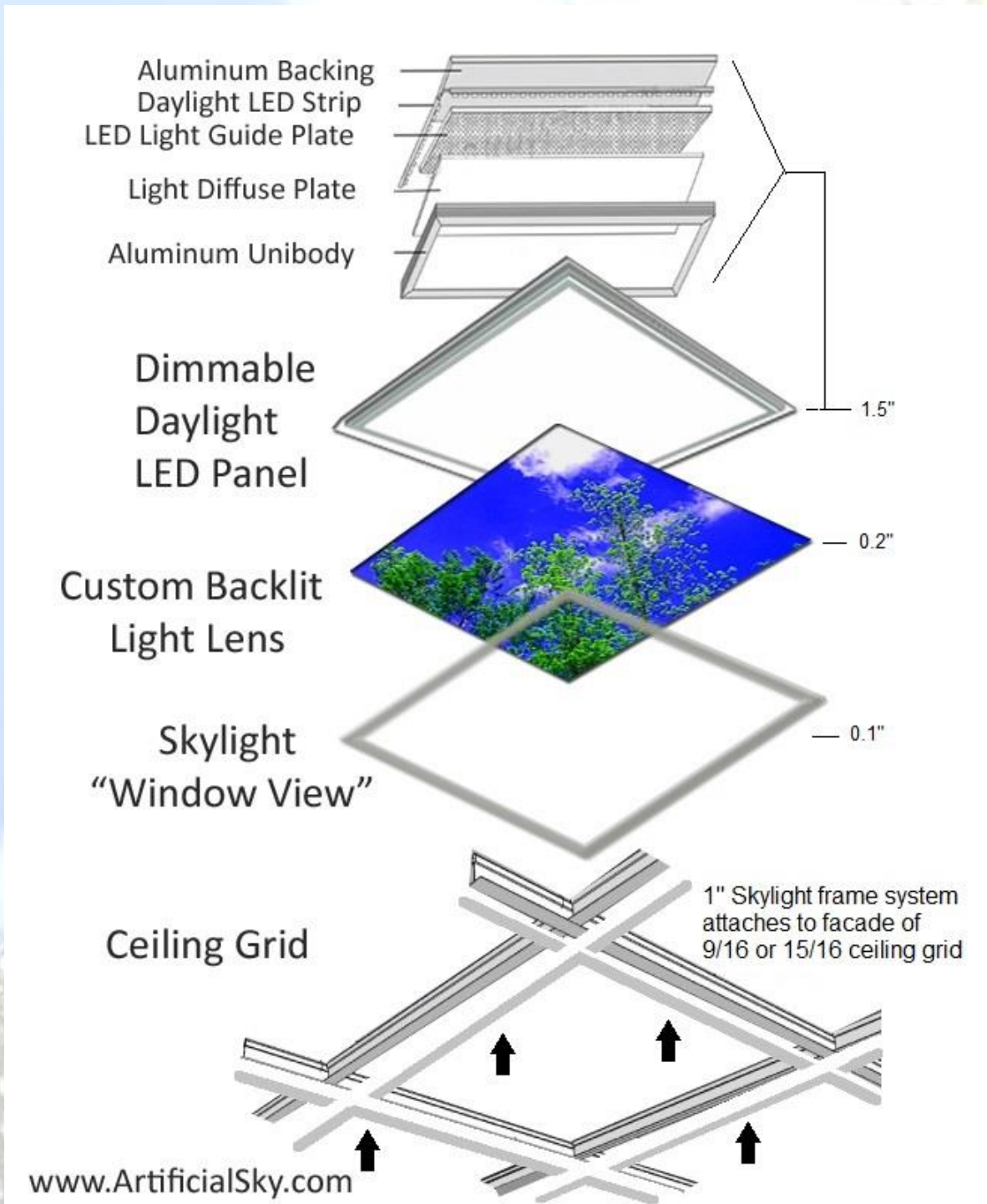


ARTIFICIALSKY

LED Skylight – Specifications, Master Cut Sheet



www.ArtificialSky.com



Quick Facts for 2'x2' LED Dimmable Daylight Panel

(5 Year Warranty)

LED Panel Construction - Anodized silver aluminum frame, aluminum backing with impact resistant polycarbonate light diffusing lens (MRI Approved - materials are non-ferrous, non-magnetic and EMI/EMC/RF Free w/ Current Limiters built-in) *** Anti-microbial coating optional***

23 3/4" x 23 3/4" fit standard 2x2 grid system

Less than 1.5" depth with dimmable driver (LED Skylight total depth 2")

40 watts each

6500K Cool White Light Color (Daylight)

Input Voltage: AC100-277V (UL, CE, RoHS, EMC) Conversion to DC Low Voltage Available

5000+ lumens (Brighter than 300w incandescent bulb, see Recommended Light Level Diagram below)

120-degree light angle

216 LEDs in each panel


Weight per panel is 4 lbs. w/ driver

0-10V Dimmable with included driver controller (MRI/Surgical Suite uses Remote Power Supply/Dimmer)

Electrical box attached to back of panel to house driver unit 10-1/4"L x 4-1/8"W x 1-5/8"H



LED PANEL



DIMMABLE DRIVER



Quick Facts for 2'x4' LED Dimmable Daylight Panel

(5 Year Warranty)

LED Panel Construction - Anodized silver aluminum frame, aluminum backing with impact resistant polycarbonate light diffusing lens (MRI Approved - materials are non-ferrous, non-magnetic, EMI/EMC/RF Free w/ Current Limiters built-in)***Anti-microbial coating optional***

23 3/4" x 47 3/4" fit standard 2x4 grid system

Less than 1.5" depth with driver (LED Skylight total depth 2")

72 watts each

6500K Cool White Light Color (Daylight)

Input Voltage: AC100-277V (UL, CE, RoHS, EMC) Conversion to DC Low Voltage Available

9000+ lumens (Brighter than 300w incandescent bulb, see Recommended Light Level Diagram below)

120-degree light angle

336 LEDs in each panel

Weight per panel is 8 lbs. w/ driver

0-10V Dimmable with included driver controller (MRI/Surgical Suite uses Remote Power Supply/Dimmer)

Electrical box attached to back of panel to house driver unit 10-1/4"L x 4-1/8"W x 1-5/8"H



LED Dimming Controller

Wall mounted dimmer control units for our dimmable LED panel configurations up to 2000 Watts. Single dimmer unit can power up to 50 (2'x2') LED lights or 25 (2'x4') LED lights. Controller included with all purchases. Stronger dimmers available based on Artificial Sky layout/configurations.


Must use 0-10V DC Low Voltage Dimmer for LED Light Panels (compatible brands include: Lutron, Leviton, etc.)

✓ = Artificial Sky Recommended ✗ = NOT Recommended

Activity	Illumination (lux, lumen/m ²)	
Public areas with dark surroundings	20 - 50	✓
Simple orientation for short visits	50 - 100	✓
Working areas where visual tasks are only occasionally performed	100 - 150	✓
Warehouses, Homes, Theaters, Archives	150	✓
Easy Office Work, Classes	250	✓
Normal Office Work, PC Work, Study Library, Groceries, Show Rooms, Laboratories	500	✓
Supermarkets, Mechanical Workshops, Office Landscapes	750	✓
Normal Drawing Work, Detailed Mechanical Workshops, Operation Theaters	1,000	✓
Detailed Drawing Work, Very Detailed Mechanical Works	1500 - 2000	✓
Performance of visual tasks of low contrast and very small size for prolonged periods of time	2000 - 5000	✓
Performance of very prolonged and exacting visual tasks	5000 - 10000	✓
Performance of very special visual tasks of extremely low contrast and small size	10000 - 20000	✗

Common Layout Examples for Ceilings Below

Custom Shapes, Sizes and Layouts Available



Mandatory Artificial Sky Artwork:

- .1 **Note:** In order to achieve required image resolution at project scale, a calibrated digital composite series of images is required to be captured, modularised and printed. It is not generally possible to achieve this resolution from stock images, 3rd, and a bespoke, project-specific image is generally required. The resolution of the image needs to be maintained at a much higher resolution than typical large-format printed images. To be selected by Consultant at a later date from manufacturer's full image range or custom images create by Artificial Sky.
- .2 Provide Products from manufacturer who offers minimum range of 20 image themes, each offering thousands of custom images (e.g. clouds, nature, vegetation, tree canopies, sunset etc.) and ensure images are interchangeable within panels.

ARTIFICIALSKY

Square and Rectangular Lay-in
* Custom Sizes Available

Light Lens / Light Diffuser Panels Specification Sheet



IMPORTANT: Full Spectrum Bulbs or LED Lighting is strongly recommended

Physical Data

Artificial Sky uses a specially formulated acrylic/polycarb sheet that has co-extruded UV-resistant surface treatment applied to one side to protect the material against UV degradation (yellowing). Our sheet can be cut easily and accurately to the exact size desired, but comes standard in 2'x2' and 2'x4' sheets to fit standard drop ceiling grids. The plastic-type sheet offers 250 times the impact resistance of glass at half the weight. In addition, the sheet delivers 40% better thermal efficiency than glass and lower overall maintenance costs. Thickness measures 1/8" or 3mm.

Features

- Virtually unbreakable - Lightweight - CC1 Code Approval - 90%+ Light Transmission

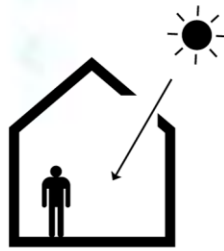
Sizes

- Run to size sheet offered at 4'x8', 2'x2', 2'x4' and custom sizes available

ARTIFICIALSKY

For Questions Please Contact Sales@ArtificialSky.com
or visit us on the web at ArtificialSky.com





ARTIFICIAL SKY

Bring The Outdoors In

www.ArtificialSky.com Website

Sales@ArtificialSky.com Email

(972) 284-9093 Direct